

THREADFALL

Uncommon among the Weyr
 Believed to be unlucky by most Holders
 This is a common pattern among the Runners and Traders

Suggested yarn:
 fingering or lighter
 Suggested needle:
 4.25 - 4.5 mm



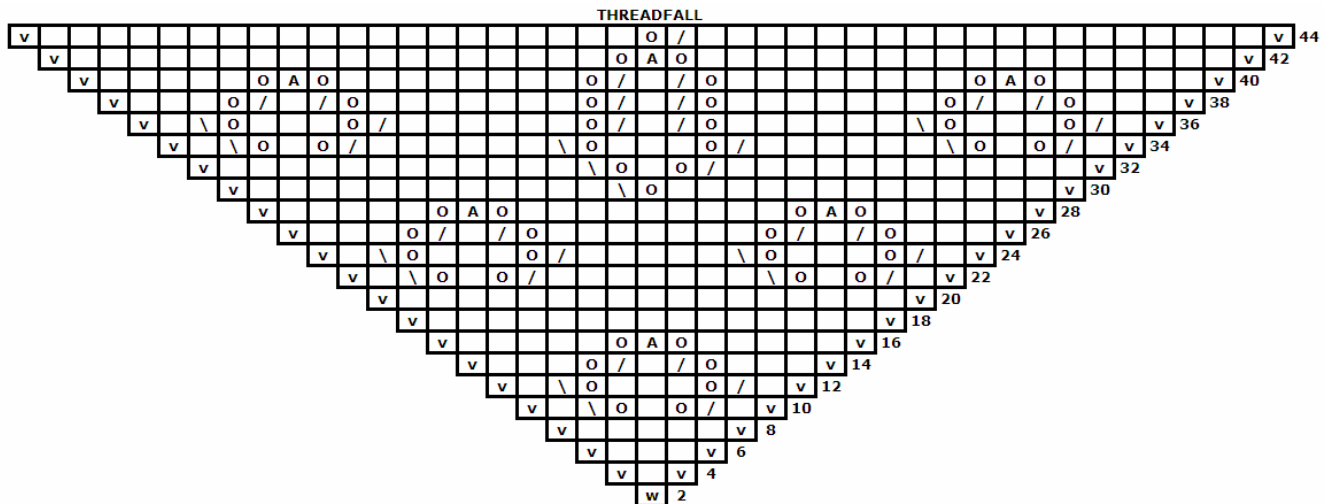
For a SQUARE knit in the round:


Cast on 8 stitches. Join and knit around once before working charts.
 Work the chart 4 times per round with 1 stitch between each repeat.
 All rows not charted are knit.

For a flat knit of 2/3 panels.

Cast on 6/9 stitches; plus 6 edge stitches. Knit 4 rows,.
 Last setup row: k3, purl ** until 3 stitches remain, k3. (Maintain the 6 edge stitches in garter)
 Commence charts with row 4. Repeat the chart row once for each panel.
 Every row begins and ends with k3.

**You may work the return rows in knit or purl as desired as long as you remain consistent.





Due to the directionality of the pattern this design is not suitable to a single triangle tip up .

Note that on chart two, the center repeat is worked a total of four times, with the two pairs of repeats being separated by a single knit stitch.

Stitch Key:


Blank = knit one

v = knit front and back

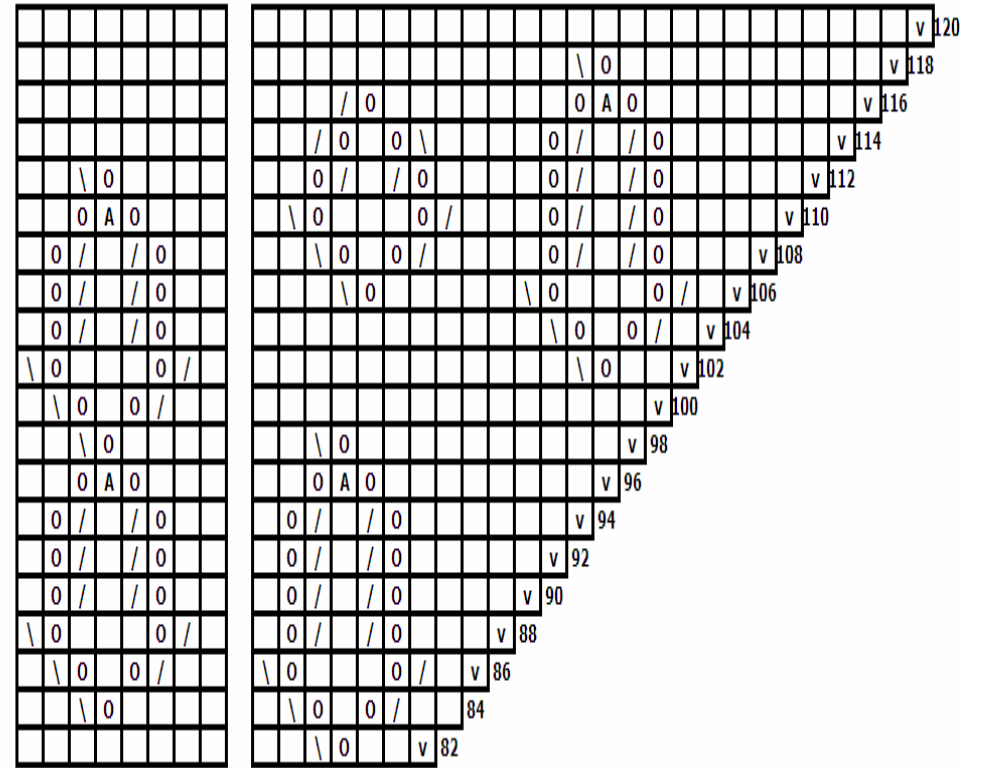
/ = k2tog

\ = left slanting single decrease (ssk, skp, k2tog tbl)

A = slip 2 together as if to knit, k1, pssso (s2kp)

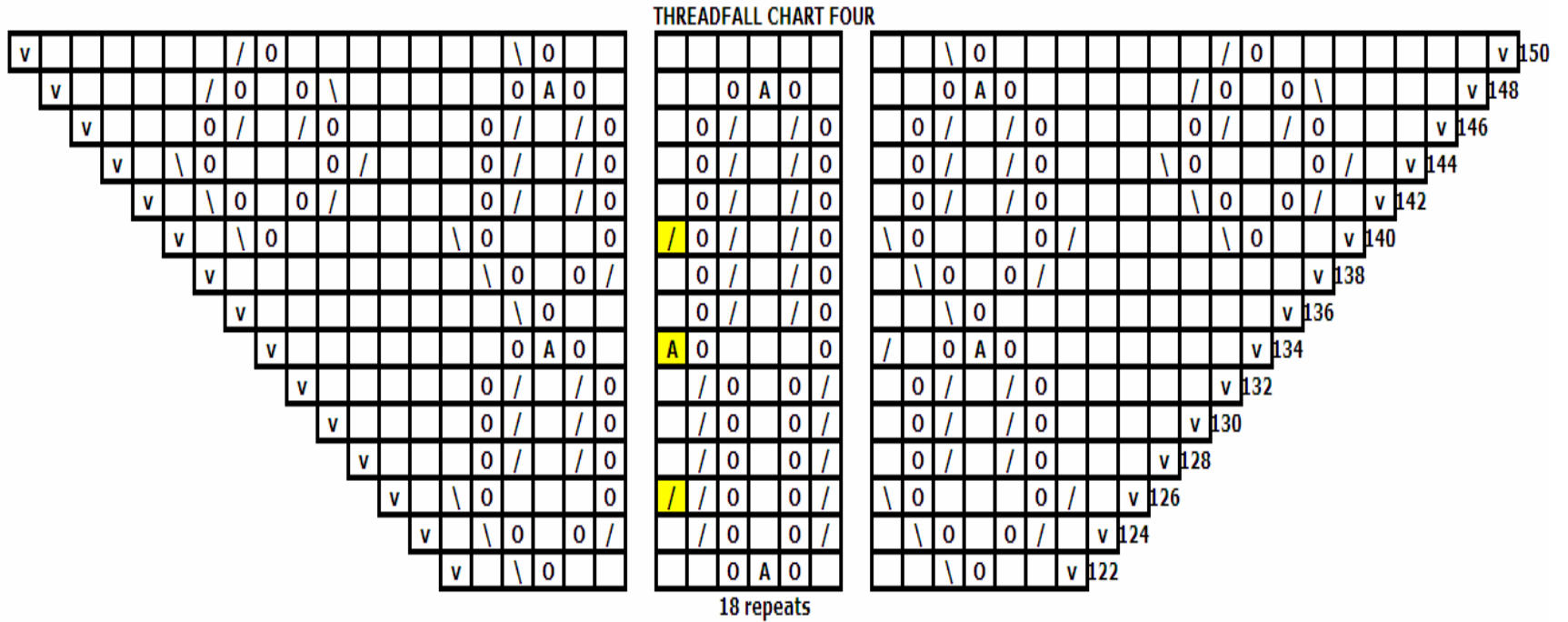


THREADFALL CHART THREE



4 repeats, k2, 4 repeats

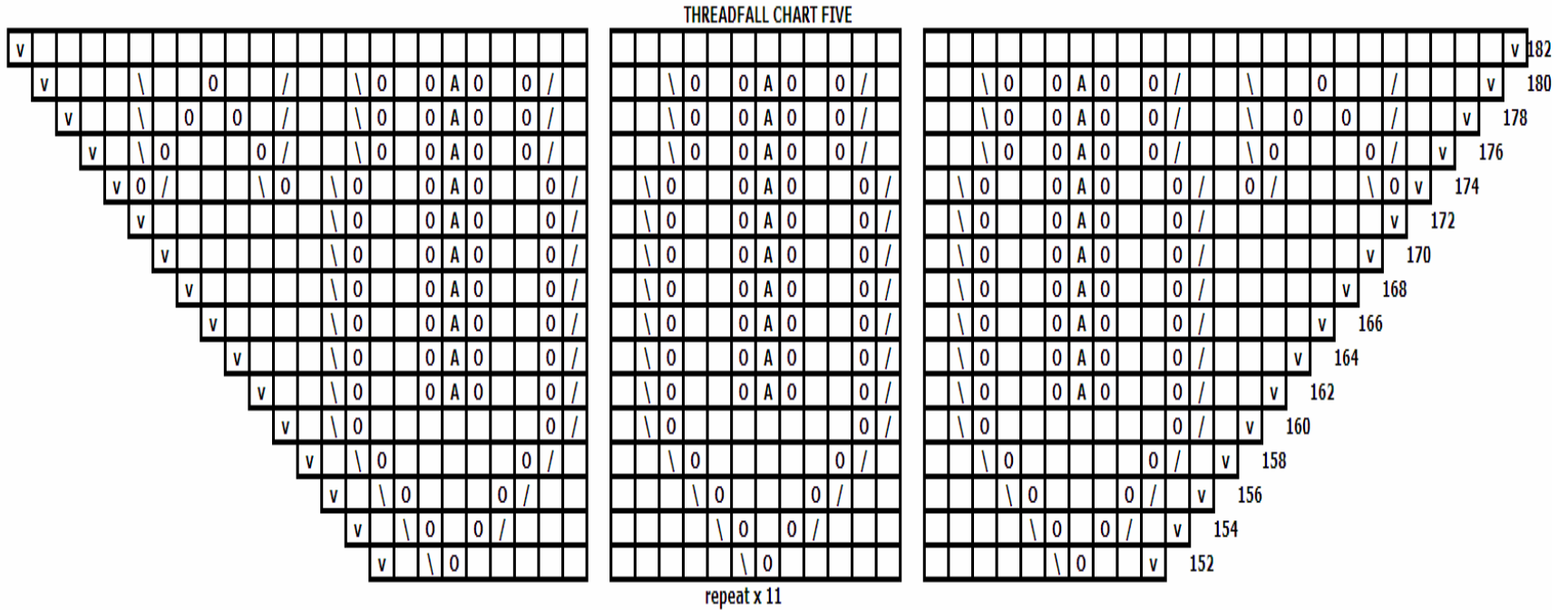
On Chart Three the center portion of the chart is worked a total of 8 times, the two sets of 4 repeats being separated by k2.



SPECIAL INSTRUCTIONS CHART FOUR:

The Stiches marked with a coloured background are unique to this pattern and chart. the two instances of **/** are worked as a knit one EXCEPT on the 18th repeat of the central portion of the chart, when they are worked as k2tog.

The **A** is worked as a normal s2kp except on the 18th repeat where it is also a k2tog.



For Chart Five the central repeat is worked 11 times.

The BURDEN BEAST EDGE is then worked (rows 184-214);
 15 repeats of the chart per panel. (60 repeats total for the square version)
 NO increases are made to the stitch count on these rows.

Row 215 is the Pernese Lace Bindoff; worked as follows:
 Knit 1. * Return stitch to left needle. Knit 1. Return stitch to left needle.
 Purl 2 together. Repeat from *.

Wash and block.

*Copyright 2009 MMario Leo a Pola de Finale Emelia
 Free Will donations may be made through PayPal to MMario@familyoffaire.com*

